



## UBC Vancouver Room Suitabilities

### F: Features

Room features are amenities in General Teaching Space (GTS) classrooms, such as AV equipment or specific types of furniture. Scientia uses an “and” type search, so the more room features are selected, the more limited the rooms available for the activity will be. Therefore, please only select room features that are pedagogically required to deliver the course, in order to maintain scheduling flexibility.

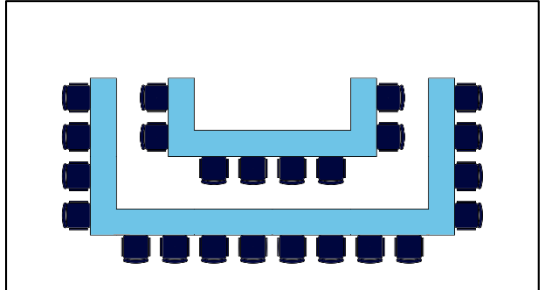
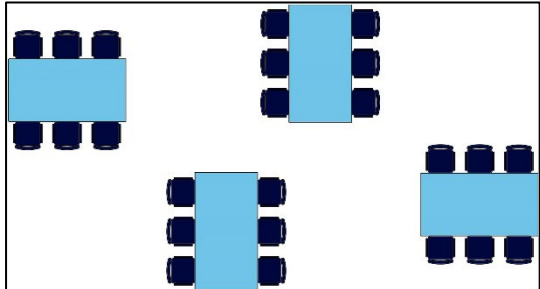
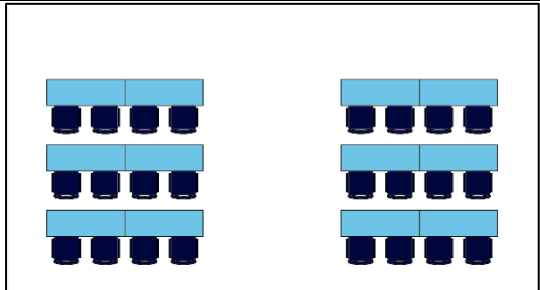
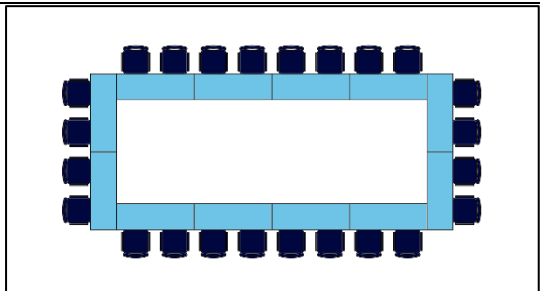
Suitability	Definition	Note
F: AC Power to 100% of Seats	Room offers power outlets to 100% of student seats.	
F: Chalkboard	Instructor writing surface in the room is chalkboard(s).	Select this amenity only if the type of writing surface is important. If either chalkboards or whiteboards are acceptable, do not select either suitability as <b>all GTS classrooms have an instructor writing surface.</b> and selecting the type of writing surface will limit the rooms available for the activity.
F: Document Camera	A video camera enabled device used for presenting pre-printed images, items, or writing to be projected via a multimedia projector or a large format display.	
F: Document Cameras x 2	Room has 2 document cameras - see "F: Document Camera" definition.	If only one document camera is required, use "F: Document Camera" instead.
F: Dual Content Capable	Different content can be displayed on two projectors/screens through the AV presentation system. For example, a laptop on one screen and a document camera on another.	
F: Learn Lab	Room with student group tables where each group has its own display. Presentations can be shared to any/all displays from the instructor lectern or student pods allowing for a collaborative teaching and learning environment.	
F: Media Capture (Recording)/Live-Streaming	Allows the recording or live-streaming of a video camera feed, audio, and presentation materials for later viewing.	



Suitability	Definition	Note
F: Moveable Chairs	Room has moveable chairs.	Rooms with moveable chairs can have either moveable or fixed tables. Moveable tablet-arm chairs are not included; use the "F: Moveable Chairs – Tablet Arms" suitability instead.
F: Moveable Chairs – Tablet Arms	Room has moveable tablet-arm chairs, either on wheels or on glides.	
F: Projector/Large Screen	Room has either a projector or a large screen for displaying presentation material from the instructor PC, laptop, document camera, etc. to an audience.	All GTS classrooms over 22 seats have a projector or large screen, selecting this room feature is optional for sections above that size.
F: Room PC	A windows PC computer system is available at the instructor station.	
F: Tables – Any	Room has tables, either moveable or fixed.	
F: Tables – Moveable	Room has moveable tables.	If the activity requires a room with tables and they do not have to be moveable, use the "F: Tables - Any" suitability instead.
F: Video Conferencing	Allows live communication between two or more geographically separated locations, including live camera and sound feeds, as well as transmission of presentation materials.	
F: Whiteboard	Instructor writing surface in the room is whiteboard(s) or glassboard(s).	Select this amenity only if the type of writing surface is important. If either chalkboards or whiteboards are acceptable, do not select either suitability as <b>all GTS classrooms have an instructor writing surface</b> and selecting the type of writing surface will limit the rooms available for the activity.

### L: Layouts

There are 4 standard layouts available in GTS classrooms. The diagrams below show examples of each layout using tables. Please note that as with room features, selecting a room layout will restrict the rooms that are available for the activity. Therefore, a layout should only be selected if it is necessary for course delivery. A maximum of *one* layout suitability may be selected per activity.

Suitability	Definition	Example <sup>1</sup>
L: Case-Style	Room layout is a U-shape, with a tiered floor and fixed tables.	
L: Groups	Room layout is in student groups. If a high-tech group layout room is required, see "F: Learn Lab".	 <p>Illustrated with groups of 6; however, group sizes vary depending on the classroom.</p>
L: Rows	Room is laid out in rows of seats facing the front of the room. This is the most common layout for GTS classrooms.	
L: Seminar	Room layout is a large rectangle.	

<sup>1</sup> Illustrated with tables, however layouts may have different furniture types. For example: fixed tables with fixed or moveable chairs; moveable tables and chairs; fixed or moveable tablets. If a particular furniture type is required, use the Room Feature suitability (e.g. "F: Tables – any", "F: Tables – Moveable", "F: Moveable Chairs"; "F: Moveable Chairs – Tablet Arms"). Case-Style rooms always have fixed tables.